



**NORTH AUCKLAND CARAVANS**  
& RIVERHEAD CARAVAN SALES

267 Riverhead Road, Riverhead 0892

Tel: 09 412 7840

Owner/Operator:

Kim - 027 217 3649

Edwin - 027 452 1281


Join the Swift community



Find out more at [swiftgroup.co.uk](https://www.swiftgroup.co.uk)

This brochure does not constitute an offer by Swift Group Limited (Swift). Swift reserves the right to alter specifications and prices at any time as materials and conditions demand. Distributors and dealers sell Swift products on their own account and not as agents of Swift. Accordingly, they have no authority to bind Swift or to make any representation or undertaking whatsoever on behalf of Swift. Please note, within this brochure, concept imagery may be used and therefore final specifications may be subject to change. Please confirm with your supplying dealer. All props are for photographic purposes only and are not included in the specification. Models shown may be fitted with optional extras. Issued December 2025.


 **MANUFACTURED  
IN BRITAIN**



**2026  
Caravans**



  
**Your Home Anywhere**



**NORTH AUCKLAND CARAVANS**  
& RIVERHEAD CARAVAN SALES



## Welcome to Swift

# UK's No.1 brand for leisure vehicles

We are the UK's largest leisure vehicle manufacturer, producing touring caravans, motorhomes, campervans and holiday homes.

We've grown from simple foundations back in 1964, when our founder Ken Smith built his first touring caravan, to become the UK's number one leisure vehicle brand.

Our philosophy is to build leisure vehicles that are at the heart of your holiday, whether that be nestled in the countryside or by the sea, searching out active pursuits or simply enjoying a quieter pace of life. With a lifetime of memories waiting to be made, it's time to find your ultimate caravan.

Join the Swift community - search Swift Group or scan the QR code to connect with like-minded adventurers where innovation meets the open road!



## Contents


The Swift Difference	<b>4</b>	Layouts at a glance	<b>30</b>
SMART Construction	<b>6</b>	Specification at a glance	<b>32</b>
Basecamp	<b>8</b>	Bed sizes at a glance	<b>34</b>
Sprite	<b>12</b>	Swift Command	<b>35</b>
Challenger	<b>16</b>	Heating Systems	<b>36</b>
Conqueror	<b>20</b>	My Swift Life	<b>38</b>
Elegance	<b>24</b>	Swift Owners Clubs	<b>39</b>
Fabrics at a glance	<b>28</b>		

# Introducing The Swift Difference

There's no better feeling than stepping into your caravan for a relaxing getaway. We've dedicated countless hours of research and development to ensure that every detail of your caravan is built to last and luxuriously comfortable, so you can get on with the important things in life – creating memories and enjoying unforgettable holidays.

Only when you choose Swift can you enjoy this exclusive package of benefits, as part of our Swift Difference.

Check out our guides, articles and features!



## SMART construction

The UK's leading modern construction system with 'PURE' timberless framing that's impervious to water.

See page 6 for more information.



## Supreme comfort

Enjoy an exceptional night's sleep with a Duvalay mattress fitted to all fixed beds and exclusive to Swift.



## Expert training

Launched in 2015, the Swift Academy helps employees develop skills at every career stage, supporting their growth and showing our commitment to their development.

## Efficient living

Swift caravans are engineered with efficiency at its core - from low energy LED lighting to an aerodynamic exterior for better fuel consumption and safer towing.



## All year freedom

Swift caravans are tested to the extreme in a cold chamber to ensure they achieve the Grade 3 thermal insulation rating. The internal temperature can be maintained at 20°C while the external temperature is as low as -15°C, so you can stay warm and comfortable whatever the weather.



## Extensive choice

With 26 models across five core ranges, we offer a wide choice to suit various budgets, tastes, and tow cars, all backed by the UK's largest dealer network. Many models also include value-added extras for customisation.

## Long term warranties

Extra reassurance with multiple warranties including an industry leading 10 year bodysell warranty.\*

\*Terms and Conditions apply



## My Swift Life

My Swift Life provides owners with a unique personal profile, where you can access information that's specific to your caravan, including; outstanding warranty claims, service information and direct link into our Swift Customer Experience Team.



## Pioneers

Innovation is our passion. We use advanced design to ensure our products look great, work intuitively, and function efficiently. Swift Command\* allows easy control of onboard systems via a panel and smartphone app.

\*Range specific



# Standing the test of time with SMART Construction

As a leader in the leisure vehicle industry, we continuously innovate to raise the bar. SMART combines advanced materials and construction for better structural integrity, insulation, and weather resistance - ensuring your caravan stands the test of time and retains its value.



## Strong

The strong timberless body frame uses 'PURE', a tough, hard polyurethane based product, that is totally impervious to water and has been proven through use.



## Modern

SMART uses advanced materials and cutting-edge technology to ensure our caravans maintain their modern, stylish looks.



## Aerodynamic

We continue to lead the way in aerodynamics using Computational Fluid Dynamics to help shape the bodyshell for better fuel consumption and safer towing.



## Resilient

Our side GRP outer and inner skins are more impact resistant than aluminium and can be easily repaired, ensuring long lasting good looks, securing your investment for the future.



## Tested

Extensive testing at Millbrook track and in cold chambers down to -15°C ensures our prototypes endure conditions beyond what most products face in a lifetime.

## 'PURE' Polyurethane framework

The strong timberless body frame uses 'PURE', a tough, hard polyurethane based product that is totally impervious to water, ensuring the longevity of your caravan.

## Polystyrene core

For ensured accuracy, lightweight polystyrene is cut to shape using the latest water jet technology. With 22mm polystyrene used in the side walls, and 28mm used in the roof, all Swift caravans meet the Grade 3 thermal properties needed for year-round adventures.

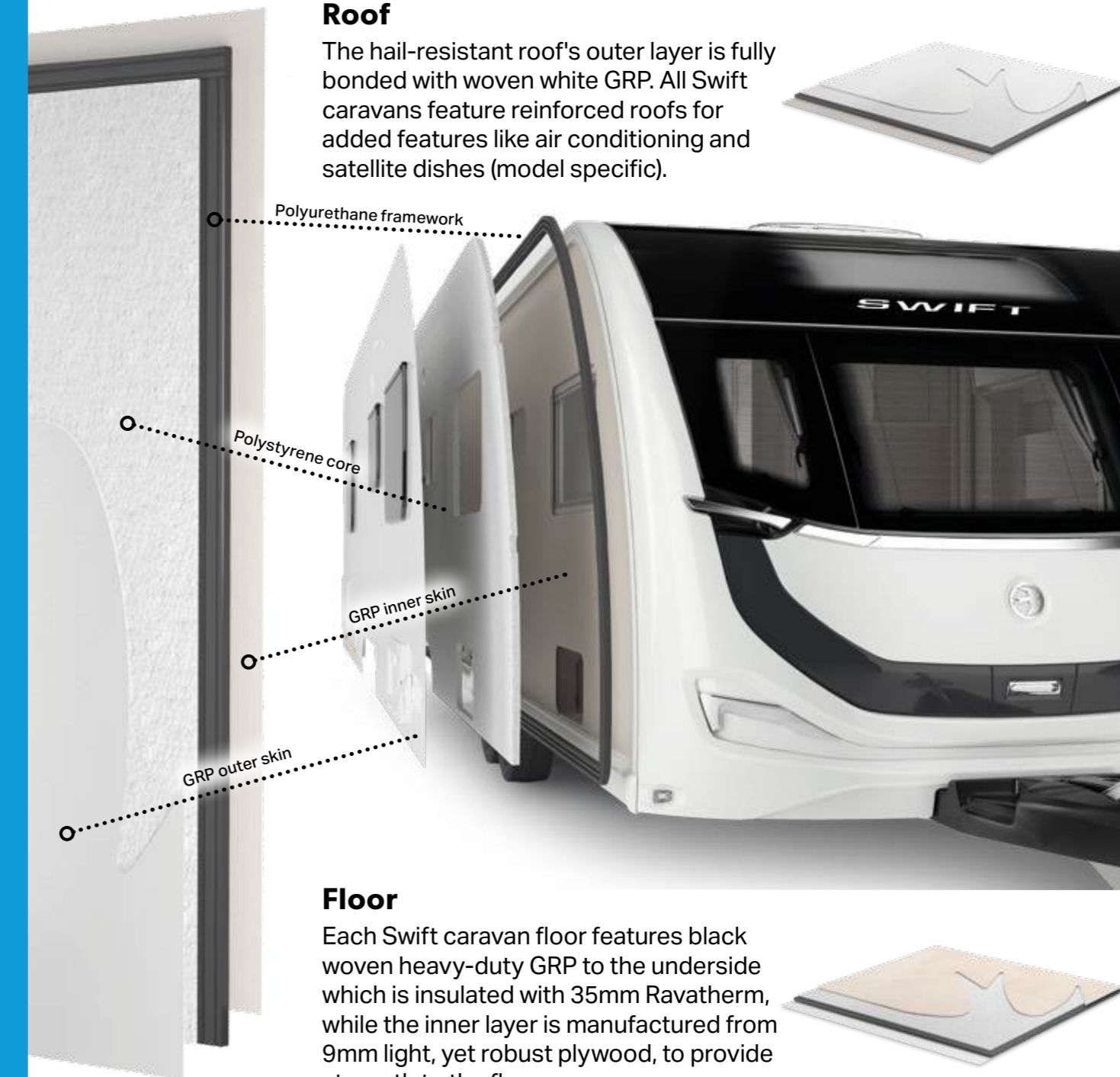
## GRP

Manufactured at Swift, our GRP (glass reinforced plastic) front and rear panels are robust and resilient. The side panels feature outer and inner GRP skins of the same thickness to create a balanced panel which allows the caravan to expand and contract in different climatic conditions.

Unlike other manufacturers, our GRP inner skin does not use any jointing tape - all Swift caravans have a jointless sealing in the walls, and are embellished with wallpaper finishes.

## Roof

The hail-resistant roof's outer layer is fully bonded with woven white GRP. All Swift caravans feature reinforced roofs for added features like air conditioning and satellite dishes (model specific).



## Floor

Each Swift caravan floor features black woven heavy-duty GRP to the underside which is insulated with 35mm Ravatherm, while the inner layer is manufactured from 9mm light, yet robust plywood, to provide strength to the floor.



# BASECAMP 2

## STEP INTO THE CROSSOVER CAMPING VEHICLE

Basecamp is a sporty, fun and stylish crossover camping vehicle. Designed for life's adventurers, it's the perfect choice for those seeking new experiences and outdoor pursuits away from the crowd.

Compact in size and weighing in at just 932kg (MRO), Basecamp can be towed by smaller cars and is easier to manoeuvre.


### FUN. FRESH. FUNKY!



RVA2 awning is an aftermarket optional extra



**Basecamp 2** 🚗 2 🏠




360°

↔️

**Width**  
2.28m / 7'6"

↑↓

**Length**  
5.10m / 16'9"



**MTPLM**  
1043kg

📦

**Payload**  
111kg










### Find out more

Scan the QR code or visit the Basecamp link below

[swiftgroup.co.uk/basecamp](https://www.swiftgroup.co.uk/basecamp)

## Basecamp Highlights

- 01.** Striking graphics with stylish 17" half diamond cut Edge alloy wheels
- 02.** GRP front panel with wide-access gas locker and hail-resistant roof
- 03.** Wide rear door with window creates a light and airy interior. Plus, external handy shower, gas and electric 230V points, ready for any adventure
- 04.** 120W solar panel, keeping you powered when off-grid
- 05.** Robust fabrics in a fresh blue and grey design with an orange accent
- 06.** Large panoramic front opening window. Plus, integrated DAB and FM radio with Bluetooth and speakers
- 07.** Front seating easily converts into a spacious and comfy double bed. Plus, cassette pleated flyscreens and blinds to all windows
- 08.** FENIX NTM® kitchen worktops and underslung stainless steel sink and removable chopping board
- 09.** Thermostatic oven and grill with three-burner gas hob, all with electronic ignition
- 10.** Dometic (Series 10) 83 litre, electronic ignition fridge with removable freezer compartment provides plentiful storage
- 11.** Locker space with removable canvas zipped storage bags
- 12.** Ecocamel Jetstorm showerhead for a powerful shower that uses less water. Plus, **NEW** washroom wallboard in White Stipple
- 13.** Aluminium framed front seat bases which lift up to store large equipment. Plus, safely anchor larger equipment such as bikes, with the floor mounted tie points
- 14.** Swift Command control panel that monitors and controls the onboard systems via a touch screen panel and a smartphone app, giving ultimate control
- 15.** Powerful Whale blown air heating keeps you warm even when the temperature drops below freezing



# SPRITE

Designed to open the door to a new kind of holiday for adventurous families or couples who love the outdoors, the Sprite range focuses on simple comfort, practicality and the freedom to explore. Lightweight and budget-friendly, it makes caravanning more accessible than ever – the perfect step up from camping. With year-round comfort and flexible travel options, get ready for spontaneous weekends, easy towing and affordable family time.



4 layouts



4 single axles








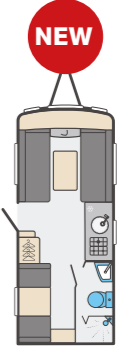










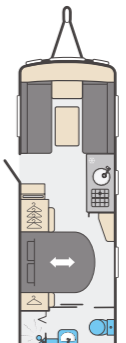
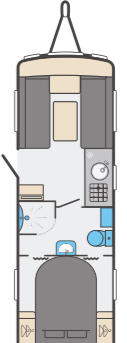






4 berths

ALL NEW  
family-friendly  
Sprite at affordable prices



## Sprite Quick View

Alpine 4	Alpine 4 DB
	
 <p><b>Width</b> 2.23m / 7'4"</p>	 <p><b>Width</b> 2.23m / 7'4"</p>
 <p><b>Length</b> 6.45m / 21'2"</p>	 <p><b>Length</b> 6.45m / 21'2"</p>
	
 <p><b>MTPLM</b> 1247kg</p>	 <p><b>MTPLM</b> 1263kg</p>
 <p><b>Max Payload</b> 145kg</p>	 <p><b>Max Payload</b> 145kg</p>
Major 4 SB	Major 4 EB
	
 <p><b>Width</b> 2.23m / 7'4"</p>	 <p><b>Width</b> 2.23m / 7'4"</p>
 <p><b>Length</b> 7.54m / 24'9"</p>	 <p><b>Length</b> 7.63m / 25'0"</p>
	
 <p><b>MTPLM</b> 1383kg</p>	 <p><b>MTPLM</b> 1378kg</p>
 <p><b>Max Payload</b> 156kg</p>	 <p><b>Max Payload</b> 157kg</p>




#### Find out more

Scan the QR code or visit the  
Sprite link below

[swiftgroup.co.uk/sprite](https://www.swiftgroup.co.uk/sprite)

## Sprite Highlights

- 01. NEW** striking exterior graphics scheme with 14" Edge alloy wheels
- 02.** Sweeping front panel in GRP with triple flush fitting opening windows and LED front marker lights
- 03.** Full height GRP rear panel with LED rear light clusters, LED high level marker and brake light
- 04.** 1.95m (6'5") headroom with mechanically fixed panoramic sunroof and integrated blinds
- 05. NEW** Cherub soft furnishings with **NEW** sprung seat bases and tri-foam backrests for optimal seating and sleeping comfort. Plus, Sangallo Elm and Toro/Grau woodgrain accents
- 06.** Beech slat seat and bed bases with sprung tops for comfort and easy storage
- 07.** Grey French Oak effect, high impact, scratch resistant floor vinyl
- 08.** Exclusive Duvalay Duvalite Strato mattress with platinum support, reflex foam, and memory fibre for increased airflow (fixed beds)
- 09.** Stylish and practical kitchen features a sleek grey worktop, stainless steel sink, chrome swan neck tap, smooth-glide cutlery drawer
- 10.** Thetford oven/grill with three-burner gas hob. Hob features a glass lid with auto gas shut-off functionality
- 11.** Under counter Dometic 10-series 98 litre fridge with freezer compartment
- 12.** Boutique washroom with washbasin, cupboard, mirror, and Ecocamel Jetstorm showerhead for water-saving showers. Plus, **NEW** White Stipple marble effect shower wallboard and Thetford toilet with electric flush
- 13.** Truma Combi heating system for fast warmth and Grade 3 thermal insulation
- 14.** User-friendly 12V control panel for battery, lighting, and water pump control
- 15.** LED lighting throughout with over-locker lights, lounge downlights, and front USB points for better connectivity



# Challenger

The Challenger range offers a modern, well-equipped space at an affordable price. Challenger offers an excellent specification, from SMART Construction to Truma heating and Duvalay mattresses to all fixed beds. Challenger is made for easy getaways, comfortable living and memorable holidays, time after time.

- 10 layouts
- 7 single axles
- 3 twin axles
- 2 - 6 berths

Designed for families and seasoned caravanners alike



## Challenger Quick View

<b>390</b>  <b>Width</b> 2.03m / 6'8"  <b>Length</b> 5.37m / 17'7"  <b>MTPLM</b> 1118kg  <b>Max Payload</b> 114kg	<b>480</b>  <b>Width</b> 2.25m / 7'5"  <b>Length</b> 6.05m / 19'10"  <b>MTPLM</b> 1281kg  <b>Max Payload</b> 121kg	<b>500</b>  <b>Width</b> 2.25m / 7'5"  <b>Length</b> 6.53m / 21'5"  <b>MTPLM</b> 1350kg  <b>Max Payload</b> 146kg	<b>560</b>  <b>Width</b> 2.25m / 7'5"  <b>Length</b> 7.63m / 25'0"  <b>MTPLM</b> 1539kg  <b>Max Payload</b> 157kg	<b>580</b>  <b>Width</b> 2.25m / 7'5"  <b>Length</b> 7.54m / 24'9"  <b>MTPLM</b> 1510kg  <b>Max Payload</b> 156kg
<b>590</b>  <b>Width</b> 2.25m / 7'5"  <b>Length</b> 7.63m / 25'0"  <b>MTPLM</b> 1622kg  <b>Max Payload</b> 177kg	<b>Grande 580</b>  <b>Width (8ft)</b> 2.46m / 8'1"  <b>Length</b> 7.54m / 24'9"  <b>MTPLM</b> 1600kg  <b>Max Payload</b> 156kg	<b>Grande 630</b>  <b>Width (8ft)</b> 2.46m / 8'1"  <b>Length</b> 7.98m / 26'2"  <b>MTPLM</b> 1781kg  <b>Max Payload</b> 180kg	<b>Grande 640</b>  <b>Width (8ft)</b> 2.46m / 8'1"  <b>Length</b> 7.98m / 26'2"  <b>MTPLM</b> 1797kg  <b>Max Payload</b> 180kg	<b>Grande 650</b>  <b>Width (8ft)</b> 2.46m / 8'1"  <b>Length</b> 7.98m / 26'2"  <b>MTPLM</b> 1730kg  <b>Max Payload</b> 160kg



**Find out more**

Scan the QR code or visit the Challenger link below  
[swiftgroup.co.uk/challenger](https://swiftgroup.co.uk/challenger)



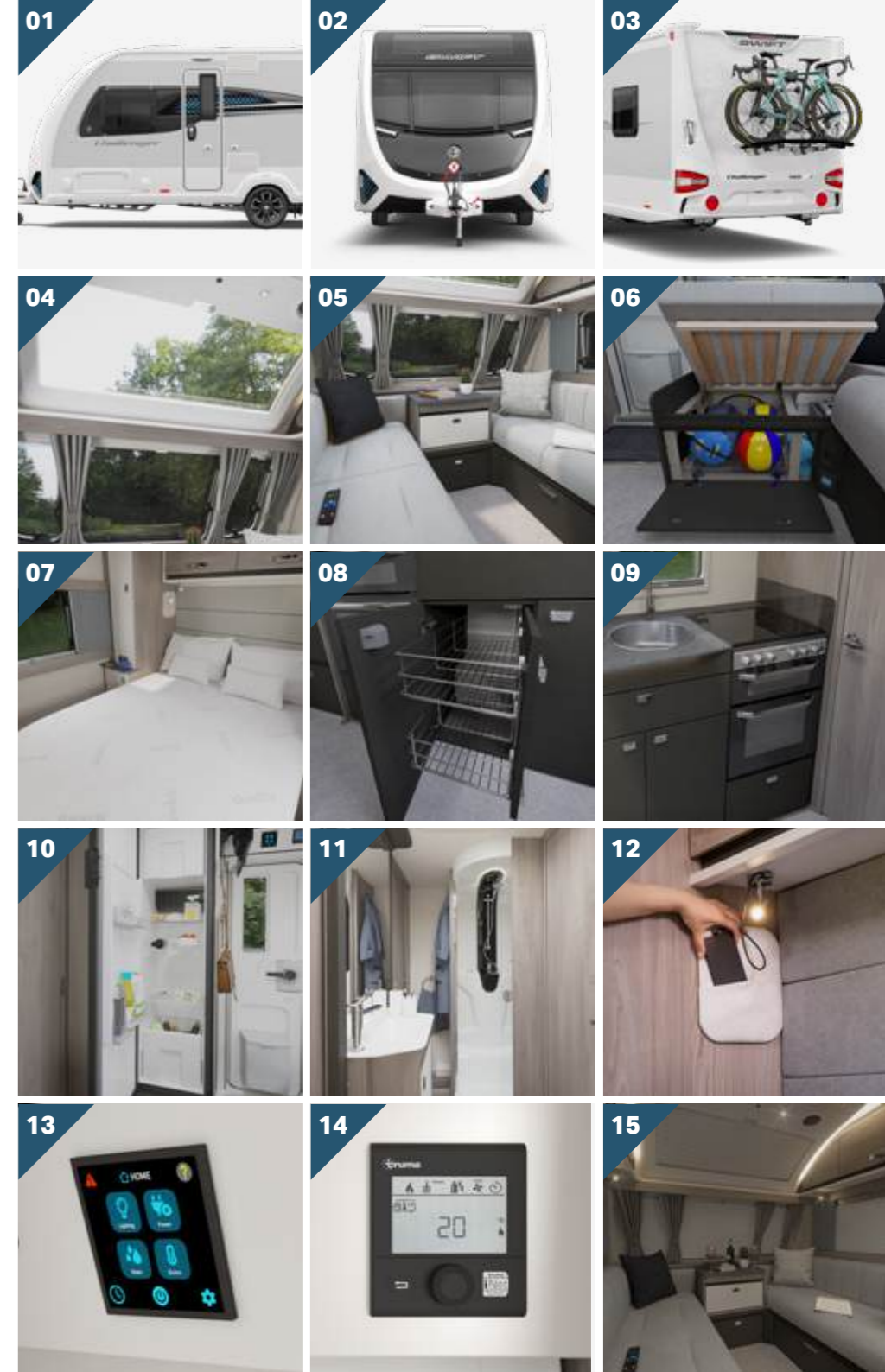
**Find out more**

Scan the QR code or visit the Challenger Grande link below  
[swiftgroup.co.uk/challenger-grande](https://swiftgroup.co.uk/challenger-grande)

# Challenger Highlights

- 01. NEW** striking exterior graphics scheme with 15" half diamond cut alloy wheels
- 02.** Sweeping front panel in GRP with triple flush fitting opening windows and LED front marker lights
- 03.** Full height GRP rear panel with LED rear light clusters, LED high level marker and brake light
- 04. NEW** Dometic panoramic front sunroof incorporating fully integrated curved blind system, recessed lighting and speakers (except 390)
- 05. NEW** Aquaclean Elephant soft furnishing scheme and wall pads. Plus, Sangallo Elm and Toro/Grau woodgrain accents
- 06. NEW** sprung seat bases and tri-foam backrests for optimal seating, sleeping comfort and easy storage
- 07.** Exclusive Duvalay Duvalite Strato mattress with platinum support, reflex foam, and memory fibre for improved airflow (fixed beds)
- 08. NEW** pull-out wire basket in kitchen cupboard
- 09.** Thetford oven/grill with three-burner gas hob and one electric hotplate. Hob features a glass lid with auto gas shut-off functionality
- 10.** Thetford 142 litre tall fridge with 15 litre freezer compartment\*
- 11.** Boutique washroom with washbasin, cupboard^, mirror^, and Ecocamel Jetstorm showerhead for water-saving showers. Plus, **NEW** White Stipple marble effect shower wallboard
- 12. NEW** phone storage pockets with twin USB point on rear double bed#
- 13.** Control system with 4" LCD colour touchscreen panel for managing power, battery selection, lighting, water and environment
- 14.** Truma Combi heating system for fast warmth and Grade 3 thermal insulation
- 15.** LED lighting throughout with over-locker lights, lounge downlights, wireless charging pad and front USB points for better connectivity

\*Dometic (Series 10) 83 litre under counter fridge in 390 # Model specific † See page 36 for more info ^Except 390



# Conqueror

Returning by popular demand, Conqueror is a well-loved favourite among experienced caravanners. Thoughtfully designed with comfort in mind, it offers a refined space that feels just like home – from wider double beds complete with luxurious Duvalay mattresses to the warmth of Alde heating. With a generous kitchen space, clever storage and soft, atmospheric lighting throughout, Conqueror blends practicality with sophistication, creating the perfect setting for relaxing getaways.



7 layouts



4 single axles



3 twin axles

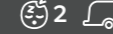


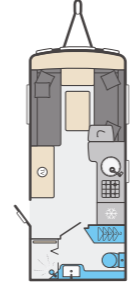




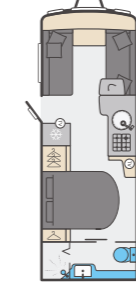




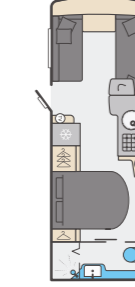









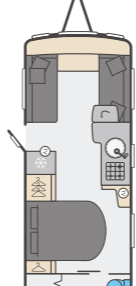













2 or 4 berths

Well loved favourite amongst experienced caravanners



## Conqueror Quick View

<p><b>480</b> </p> <p> <b>Width</b> 2.25m / 7'5"</p> <p> <b>Length</b> 6.45m / 21'2"</p> <p> <b>MTPLM</b> 1459kg</p> <p> <b>Max Payload</b> 125kg</p>	<p><b>580</b> </p> <p> <b>Width</b> 2.25m / 7'5"</p> <p> <b>Length</b> 7.63m / 25'0"</p> <p> <b>MTPLM</b> 1675kg</p> <p> <b>Max Payload</b> 157kg</p>	<p><b>645</b> </p> <p> <b>Width</b> 2.25m / 7'5"</p> <p> <b>Length</b> 7.98m / 26'2"</p> <p> <b>MTPLM</b> 1805kg</p> <p> <b>Max Payload</b> 160kg</p>	<p><b>Grande 560 L</b> </p> <p> <b>Width (8ft)</b> 2.46m / 8'1"</p> <p> <b>Length</b> 7.63m / 25'0"</p> <p> <b>MTPLM</b> 1735kg</p> <p> <b>Max Payload</b> 157kg</p>
<p><b>Grande 580</b> </p> <p> <b>Width (8ft)</b> 2.46m / 8'1"</p> <p> <b>Length</b> 7.63m / 25'0"</p> <p> <b>MTPLM</b> 1736kg</p> <p> <b>Max Payload</b> 157kg</p>	<p><b>Grande 645</b> </p> <p> <b>Width (8ft)</b> 2.46m / 8'1"</p> <p> <b>Length</b> 7.98m / 26'2"</p> <p> <b>MTPLM</b> 1886kg</p> <p> <b>Max Payload</b> 160kg</p>	<p><b>Grande 650 L</b> </p> <p> <b>Width (8ft)</b> 2.46m / 8'1"</p> <p> <b>Length</b> 7.98m / 26'2"</p> <p> <b>MTPLM</b> 1886kg</p> <p> <b>Max Payload</b> 160kg</p>	



#### Find out more

Scan the QR code or visit the Conqueror link below  
[swiftgroup.co.uk/conqueror](https://swiftgroup.co.uk/conqueror)





#### Find out more

Scan the QR code or visit the Conqueror Grande link below  
[swiftgroup.co.uk/conqueror-grande](https://swiftgroup.co.uk/conqueror-grande)

## Conqueror Highlights

- 01. NEW** striking graphics with 15" half diamond cut Edge alloy wheels
- 02.** Sweeping front panel in GRP with triple flush fitting opening windows and LED front marker lights
- 03.** Full height GRP rear panel with LED rear light clusters, LED high level marker and brake light
- 04. NEW** Dometic panoramic front sunroof incorporating fully integrated curved blind system, recessed lighting and speakers
- 05. NEW** 'Iron' soft furnishings and Sangallo Elm and Toro/ Grau woodgrain accents
- 06. NEW** sprung seat bases and tri-foam backrests for optimal seating, sleeping comfort and easy storage
- 07. NEW** wider double bed (fixed beds) with exclusive Duvalay Duvalite Strato mattress with platinum support, reflex foam, and memory fibre for airflow
- 08. NEW** solid surface kitchen worktop with flush fitting chopping board over the sink to increase workspace
- 09. NEW** flush fitting splashback, soft close drawers, and **NEW** pull-out wire baskets in kitchen cupboard
- 10.** Thetford oven/grill with three-burner gas hob and one electric hotplate. Hob features cast iron frets and a glass lid with auto gas shut-off functionality. Plus, Dometic incorporated extractor fan above hob
- 11.** Dometic 133 litre tall slimline fridge incorporating 12 litre removable freezer compartment
- 12.** Updated boutique washroom design with **NEW** thicker Apia Bianco Mica marble-effect work surface, **NEW** vanity bowl, and **NEW** splashback
- 13.** Control system with 4" LCD colour touchscreen panel for managing power, battery selection, lighting, water and environment
- 14.** Alde central heating to achieve a Grade 3 insulation rating and water heating. Plus, a 40L under-slung water tank in twin axles
- 15.** LED Lighting throughout with blinds and flyscreens to all windows



Alde

# Elegance

As our flagship range, Elegance Grande offers the highest level of touring comfort and style. With 8ft-wide layouts, refined finishes and a boutique-inspired design, it's made for those who want to travel without compromise. From the superior Swift Command control panel to the premium Duvalay mattresses – and even a footrest in L-shape lounge models - every detail is crafted for a luxurious experience, perfect for luxurious all year round touring.



4 layouts



4 twin axles







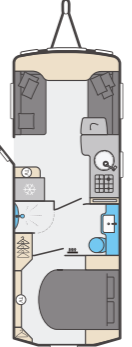
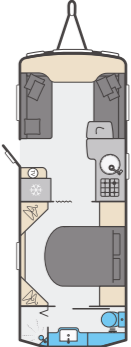









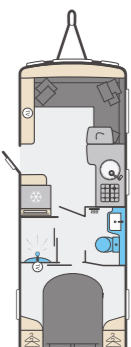




4 berths

For the highest level of touring comfort and style



## Elegance Quick View

Grande 835	Grande 845
	
 <p><b>Width (8ft)</b> 2.45m / 8'0"</p>	 <p><b>Width (8ft)</b> 2.45m / 8'0"</p>
 <p><b>Length</b> 7.98m / 26'2"</p>	 <p><b>Length</b> 7.98m / 26'2"</p>
 <p><b>MTPLM</b> 2123kg</p>	 <p><b>MTPLM</b> 2102kg</p>
 <p><b>Max Payload</b> 201kg</p>	 <p><b>Max Payload</b> 201kg</p>
Grande 850	Grande 860
	
 <p><b>Width (8ft)</b> 2.45m / 8'0"</p>	 <p><b>Width (8ft)</b> 2.45m / 8'0"</p>
 <p><b>Length</b> 7.98m / 26'2"</p>	 <p><b>Length</b> 7.98m / 26'2"</p>
 <p><b>MTPLM</b> 2109kg</p>	 <p><b>MTPLM</b> 2055kg</p>
 <p><b>Max Payload</b> 201kg</p>	 <p><b>Max Payload</b> 201kg</p>



#### Find out more

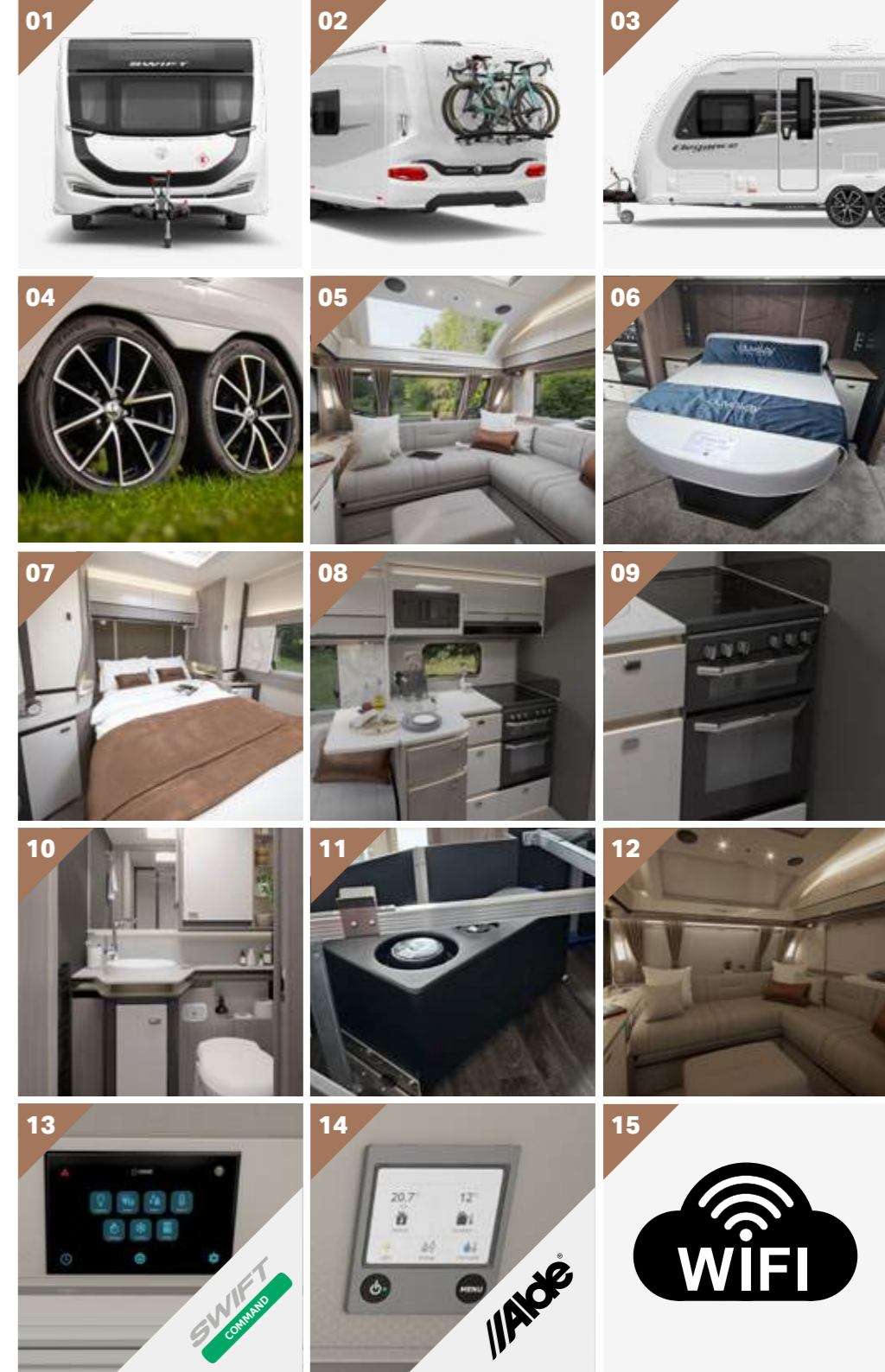
Scan the QR code or visit the Elegance link below

[swiftgroup.co.uk/elegance](https://swiftgroup.co.uk/elegance)

## Elegance Highlights

- 01.** Sleek GRP front panel with triple window, 120W solar panel, wide gas locker, and LED marker lights, plus BBQ, TV, cold water, and 230V points
- 02.** Full-height rear GRP panel with LED lights for improved visibility. Plus, fixing bars for optional Thule rear mounted cycle rack
- 03.** Grey GRP sidewalls with updated graphics, LED awning lights, and underbed storage access from outside
- 04.** 17" full diamond-cut alloy wheels, AL-KO Trailer Control, and AL-KO Secure wheel locks
- 05.** **NEW** Aquaclean Samara soft furnishing scheme with with six scatter cushions
- 06.** **NEW** wider double bed (fixed beds) with exclusive Duvalay Duvalite Alto mattress with platinum support, reflex foam, and memory fibre for airflow
- 07.** **NEW** redesigned bedside wardrobes with increased space below. Plus, padded headboard, wooden bed base, and electric rooflight (fixed beds)
- 08.** Domestic style L-shaped kitchen with soft-close drawers, 177L fridge, microwave, solid worktop, and extractor fan
- 09.** Thetford oven and grill, three-burner hob, electric plate, and cast iron frets
- 10.** Updated boutique washroom design with **NEW** thicker Apiamica marble-effect work surface, **NEW** vanity bowl, **NEW** splashback, and additional lighting
- 11.** **NEW** 40L underslung fresh water tank with external pump for filling or direct feed
- 12.** Blinds & flyscreens fitted to all windows
- 13.** 7" LCD Swift Command control panel with app. Plus, pre-installed Swift Command Tracker with optional tracking<sup>^</sup>
- 14.** Alde radiator central heating incorporating Alde Flow for continuous hot water. Plus, Alde underfloor heating
- 15.** Onboard 4G Wi-Fi

<sup>^</sup>Subscription required



# Fabrics at a glance

We follow research insights and trends to keep ahead of the designs that appeal to both today's and tomorrow's customers, while also taking the time to understand what design aspects are important to you and your holiday lifestyle.

Today's trends involve a higher degree of ecological and environmental considerations, and at Swift, we share these values in our design and manufacturing decisions. We aim to replicate the natural world in both colour and material choices across all of our products.

Keeping on top of the trends through observation and research, we have seen a shift towards bolder accent colours as well as with colour palettes embracing warmer and softer earthy hues.



## Basecamp

Basecamp is fitted with the Ocean soft furnishing scheme with calming tones of subtle blue and grey.



## Sprite

Sprite is fitted with the **NEW** Cherub soft furnishing scheme with natural tones of subtle creams and greys.



## Challenger

Challenger range is fitted with the **NEW** Aquaclean® Elephant soft furnishing scheme featuring cool grey tones.



## Conqueror

Conqueror is fitted with the **NEW** stain resistant Iron soft furnishing scheme with calming tones of subtle blue and grey.



## Elegance

Elegance Grande is fitted with the **NEW** Aquaclean® Samara soft furnishing scheme with light natural brown tones.

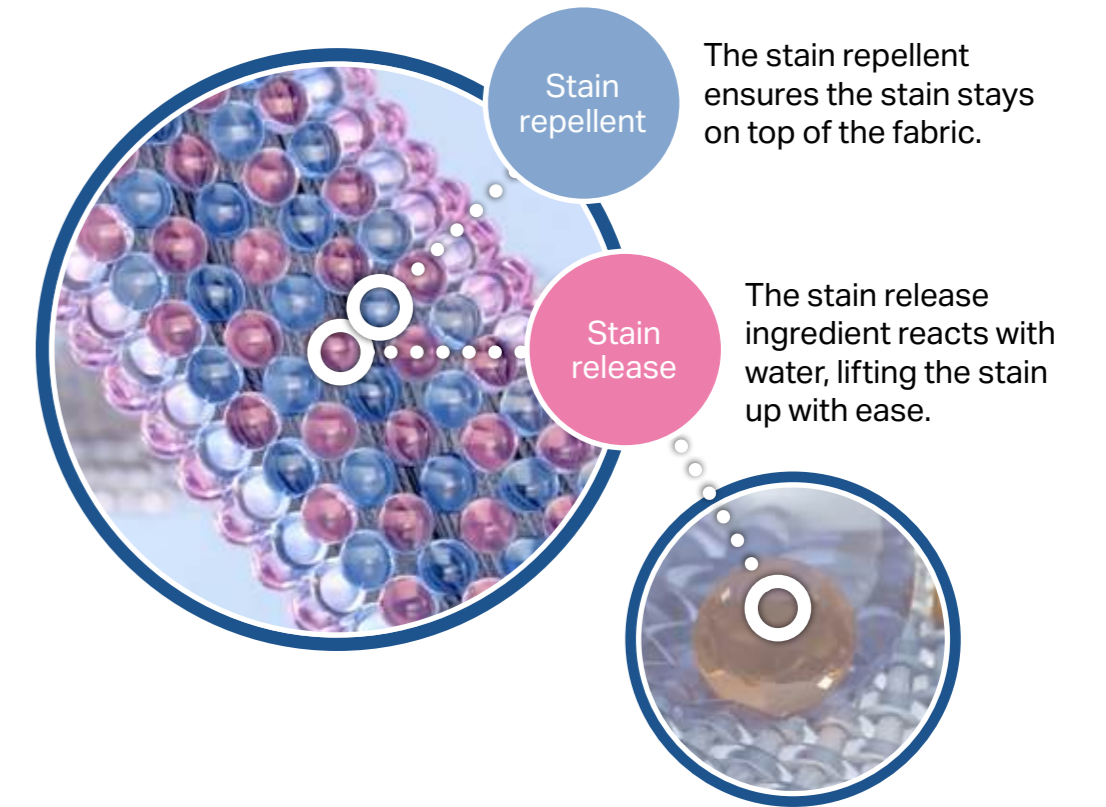
# aquaclean<sup>®</sup>

## fabrics for living

At Swift, we believe your holiday should be all about relaxation, enjoyment, and making lasting memories. That's why we've chosen Aquaclean® technology for our Challenger and Elegance caravans - an innovative fabric treatment that keeps your upholstery looking immaculate with minimal effort. With Aquaclean®, cleaning stains like wine, ink, sauce, or mud is as simple as using water, meaning no harsh chemicals are needed.

This advanced technology ensures that dirt and grime stay on the surface, making clean-up quick and easy, so you can spend more time enjoying your travels. Whether it's a cosy family dinner or a spontaneous snack on the go, Aquaclean® keeps your caravan's interior looking fresh, ensuring a hassle-free experience.

Backed by over 50 years of fabric expertise and trusted by over 3 million families worldwide, Aquaclean® fabrics combine quality with convenience. By choosing a Swift caravan, you're not just selecting a vehicle, but a lifestyle of ease and comfort. With Aquaclean® fabrics, you can enjoy stress-free holidays, knowing your upholstery will stay as beautiful as the day you set off.



### See how it works!

Scan the QR code to watch a demo given by Aquaclean® Sales manager, James Lowe.



# Layouts at a glance

Choosing the perfect Swift caravan for your holiday lifestyle starts with selecting the right layout. Spend some time reviewing the options to see what works best for your needs.

Island beds allow two people to get in or out without disturbing each other, while corner beds maximise space efficiency. Larger families might opt for our 6-berth layouts that include bunk beds.

Rear washrooms are ideal for couples, but a mid-washroom might be better if you travel with others to minimise disruption during nighttime trips to the bathroom.

With 26 layouts across our five ranges, you're sure to find the perfect fit for your family dynamic.

- T Transverse bed
- I Island bed
- B Bunk beds
- L Lounge bed only
- C Corner bed
- ↔ 8-foot wide

	Basecamp	Sprite	Challenger	Conqueror	Elegance	
2 berths	<b>Basecamp 2</b> 		<b>390</b>  <b>480</b> 	<b>480</b> 		
4 berths		<b>Alpine 4</b>  <b>Alpine 4 DB</b>  <b>Major 4 EB</b>  <b>Major 4 SB</b> 	<b>500</b>  <b>580</b>  <b>Grande 650</b> 	<b>560</b>  <b>Grande 580</b> 	<b>580</b>  <b>Grande 560 L</b>  <b>Grande 645</b>  <b>645</b>  <b>Grande 580</b>  <b>Grande 650 L</b> 	<b>Grande 835</b>  <b>Grande 845</b>  <b>Grande 850</b>  <b>Grande 860</b> 
6 berths			<b>590</b>  <b>Grande 630</b>  <b>Grande 640</b> 			

# Specification at a glance

	Number of Berths	Number of Axles	Internal Length (At Bed Box Height)	Overall Width <sup>#</sup>	Overall Height (Inc. Tv Aerial) <sup>#</sup>	Maximum Internal Headroom	Overall Length <sup>#</sup>	Awning A/A Dimension
<b>Basecamp</b>								
<b>2</b>	2	1	3.42m / 11'3"	2.28m / 7'6"	2.60m / 8'6"	1.95m / 6'5"	5.10m / 16'9"	Not applicable <sup>^</sup>
<b>Sprite</b>								
<b>Alpine 4</b>	4	1	4.74m / 15'7"	2.23m / 7'4"	2.59m / 8'6"	1.95m / 6'5"	6.45m / 21'2"	9.05m / 29'8"
<b>Alpine 4 DB</b>	4	1	4.74m / 15'7"	2.23m / 7'4"	2.59m / 8'6"	1.95m / 6'5"	6.45m / 21'2"	9.05m / 29'8"
<b>Major 4 SB</b>	4	1	5.83m / 19'2"	2.23m / 7'4"	2.59m / 8'6"	1.95m / 6'5"	7.54m / 24'9"	10.10m / 33'2"
<b>Major 4 EB</b>	4	1	5.93m / 19'5"	2.23m / 7'4"	2.59m / 8'6"	1.95m / 6'5"	7.63m / 25'0"	10.30m / 33'10"
<b>Challenger</b>								
<b>390</b>	2	1	3.66m / 12' 0"	2.03m / 6' 8"	2.59m / 8'6"	1.95m / 6'5"	5.37m / 17' 7"	7.95m / 26'1"
<b>480</b>	2	1	4.34m / 14'3"	2.25m / 7'5"	2.59m / 8'6"	1.95m / 6'5"	6.05m / 19'10"	8.70m / 28'7"
<b>500</b>	4	1	4.83m / 15'10"	2.25m / 7'5"	2.59m / 8'6"	1.95m / 6'5"	6.53m / 21'5"	9.15m / 30'0"
<b>560</b>	4	1	5.93m / 19'5"	2.25m / 7'5"	2.59m / 8'6"	1.95m / 6'5"	7.63m / 25'0"	10.30m / 33'10"
<b>580</b>	4	1	5.83m / 19'2"	2.25m / 7'5"	2.59m / 8'6"	1.95m / 6'5"	7.54m / 24'9"	10.10m / 33'2"
<b>590</b>	6	1	5.93m / 19'5"	2.25m / 7'5"	2.59m / 8'6"	1.95m / 6'5"	7.63m / 25'0"	10.30m / 33'10"
<b>Grande 580</b>	4	1	5.83m / 19'2"	2.46m / 8'1"	2.61m / 8'7"	1.95m / 6'5"	7.54m / 24'9"	10.20m / 33'6"
<b>Grande 630</b>	6	2	6.27m / 20'7"	2.46m / 8'1"	2.59m / 8'6"	1.95m / 6'5"	7.98m / 26'2"	10.56m / 34'8"
<b>Grande 640</b>	6	2	6.27m / 20'7"	2.46m / 8'1"	2.59m / 8'6"	1.95m / 6'5"	7.98m / 26'2"	10.56m / 34'8"
<b>Grande 650</b>	4	2	6.27m / 20'7"	2.46m / 8'1"	2.59m / 8'6"	1.95m / 6'5"	7.98m / 26'2"	10.56m / 34'8"
<b>Conqueror</b>								
<b>480</b>	2	1	4.74m / 15'7"	2.25m / 7'5"	2.61m / 8'7"	1.95m / 6'5"	6.45m / 21'2"	9.10m / 29'10"
<b>580</b>	4	1	5.93m / 19'5"	2.25m / 7'5"	2.61m / 8'7"	1.95m / 6'5"	7.63m / 25'0"	10.32m / 33'10"
<b>645</b>	4	2	6.27m / 20'7"	2.25m / 7'5"	2.61m / 8'7"	1.95m / 6'5"	7.98m / 26'2"	10.59m / 34'9"
<b>Grande 560 L</b>	4	1	5.93m / 19'5"	2.46m / 8'1"	2.61m / 8'7"	1.95m / 6'5"	7.63m / 25'0"	10.32m / 33'10"
<b>Grande 580</b>	4	1	5.93m / 19'5"	2.46m / 8'1"	2.61m / 8'7"	1.95m / 6'5"	7.63m / 25'0"	10.32m / 33'10"
<b>Grande 645</b>	4	2	6.27m / 20'7"	2.46m / 8'1"	2.59m / 8'6"	1.95m / 6'5"	7.98m / 26'2"	10.59m / 34'9"
<b>Grande 650 L</b>	4	2	6.27m / 20'7"	2.46m / 8'1"	2.59m / 8'6"	1.95m / 6'5"	7.98m / 26'2"	10.59m / 34'9"
<b>Elegance</b>								
<b>Grande 835</b>	4	2	6.36m / 20'10"	2.45m / 8'0"	2.59m / 8'6"	1.95m / 6'5"	7.98m / 26'2"	10.49m / 34'5"
<b>Grande 845</b>	4	2	6.36m / 20'10"	2.45m / 8'0"	2.59m / 8'6"	1.95m / 6'5"	7.98m / 26'2"	10.49m / 34'5"
<b>Grande 850</b>	4	2	6.36m / 20'10"	2.45m / 8'0"	2.59m / 8'6"	1.95m / 6'5"	7.98m / 26'2"	10.49m / 34'5"
<b>Grande 860</b>	4	2	6.36m / 20'10"	2.45m / 8'0"	2.59m / 8'6"	1.95m / 6'5"	7.98m / 26'2"	10.49m / 34'5"

**Masses:** The masses are calculated in accordance with EU regulation 1230 / 2012 and NCC code of practice 304.

The Mass in Running Order (MRO) comprises:

1. The mass of the empty caravan as supplied by Swift including loose items such as the hook-up cable, kit bag, entrance step, manuals etc.

2. 10kg allowance for LPG (20kg on Elegance)

The MRO is calculated with the fresh water tank, toilet flush tank and water heater empty. If you travel with water in the fresh water tank, toilet flush tank and the water heater the payload will reduce accordingly.

The personal effects is based on the number of berths and the length of the caravan, and includes an allowance of 20kg for a leisure battery.

The Maximum Technical Laden Mass (MTPLM) is the maximum mass allowed when the caravan is fully laden.

**WARNING:** Under no circumstances should the MTPLM be exceeded.

**Awning sizes:** Due to the varying awning designs and sizes the awning sizes given are approximate only. Specific awning sizes must be confirmed by your dealer or the awning manufacturer prior to purchase.

<sup>#</sup> The dimensions given are approximate due to slight variations in suspension ride heights, loading conditions and tyre pressures.

	Mass In Running Order (Inc. Tolerance)	Maximum Technical Permissible Laden Mass	Total User Payload	Personal Effects Payload	Factory Fit Options	Tyre Size	Thermal Insulation Grade
<b>Basecamp</b>							
<b>2</b>	932kg / 18.3cwt	1043kg / 20.5cwt	111kg / 2.2cwt	111kg / 2.2cwt	0kg / 0.0cwt	225/50 R17 98 Y	THREE
<b>Sprite</b>							
<b>Alpine 4</b>	1102kg / 21.7cwt	1247kg / 24.5cwt	145kg / 2.9cwt	145kg / 2.9cwt	0kg / 0.0cwt	185 R14C 102 Q	THREE
<b>Alpine 4 DB</b>	1118kg / 22.0cwt	1263kg / 24.9cwt	145kg / 2.9cwt	145kg / 2.9cwt	0kg / 0.0cwt	185 R14C 102 Q	THREE
<b>Major 4 SB</b>	1227kg / 24.2cwt	1383kg / 27.2cwt	156kg / 3.1cwt	156kg / 3.1cwt	0kg / 0.0cwt	185 R14C 102 Q	THREE
<b>Major 4 EB</b>	1221kg / 24.0cwt	1378kg / 27.1cwt	157kg / 3.1cwt	157kg / 3.1cwt	0kg / 0.0cwt	185 R14C 102 Q	THREE
<b>Challenger</b>							
<b>390</b>	1004kg / 19.8cwt	1118kg / 22.0cwt	114kg / 2.2cwt	114kg / 2.2cwt	0kg / 0.0cwt	195/70 R15C 104 R	THREE
<b>480</b>	1160kg / 22.8cwt	1281kg / 25.2cwt	121kg / 2.4cwt	121kg / 2.4cwt	0kg / 0.0cwt	195/70 R15C 104 R	THREE
<b>500</b>	1204kg / 23.7cwt	1350kg / 26.6cwt	146kg / 2.9cwt	146kg / 2.9cwt	0kg / 0.0cwt	195/70 R15C 104 R	THREE
<b>560</b>	1382kg / 27.2cwt	1539kg / 30.3cwt	157kg / 3.1cwt	157kg / 3.1cwt	0kg / 0.0cwt	195/70 R15C 104 R	THREE
<b>580</b>	1354kg / 26.7cwt	1510kg / 29.7cwt	156kg / 3.1cwt	156kg / 3.1cwt	0kg / 0.0cwt	195/70 R15C 104 R	THREE
<b>590</b>	1445kg / 28.4cwt	1622kg / 31.9cwt	177kg / 3.5cwt	177kg / 3.5cwt	0kg / 0.0cwt	195/70 R15C 104 R	THREE
<b>Grande 580</b>	1444kg / 28.4cwt	1600kg / 31.5cwt	156kg / 3.1cwt	156kg / 3.1cwt	0kg / 0.0cwt	195/70 R15C 104 R	THREE
<b>Grande 630</b>	1601kg / 31.5cwt	1781kg / 35.1cwt	180kg / 3.5cwt	180kg / 3.5cwt	0kg / 0.0cwt	185/60 R15 88 H	THREE
<b>Grande 640</b>	1617kg / 31.8cwt	1797kg / 35.4cwt	180kg / 3.5cwt	180kg / 3.5cwt	0kg / 0.0cwt	185/60 R15 88 H	THREE
<b>Grande 650</b>	1570kg / 30.9cwt	1730kg / 34.1cwt	160kg / 3.1cwt	160kg / 3.1cwt	0kg / 0.0cwt	185/60 R15 88 H	THREE
<b>Conqueror</b>							
<b>480</b>	1334kg / 26.3cwt	1459kg / 28.7cwt	125kg / 2.5cwt	125kg / 2.5cwt	0kg / 0.0cwt	195/70 R15C 104 R	THREE
<b>580</b>	1518kg / 29.9cwt	1675kg / 33.0cwt	157kg / 3.1cwt	157kg / 3.1cwt	0kg / 0.0cwt	195/70 R15C 104 R	THREE
<b>645</b>	1645kg / 32.4cwt	1805kg / 35.5cwt	160kg / 3.1cwt	160kg / 3.1cwt	0kg / 0.0cwt	185/60 R15 88 H	THREE
<b>Grande 560 L</b>	1578kg / 31.1cwt	1735kg / 34.2cwt	157kg / 3.1cwt	157kg / 3.1cwt	0.0kg / 0.0cwt	205/70 R15C 106 R	THREE
<b>Grande 580</b>	1579kg / 31.1cwt	1736kg / 34.2cwt	157kg / 3.1cwt	157kg / 3.1cwt	0.0kg / 0.0cwt	205/70 R15C 106 R	THREE
<b>Grande 645</b>	1726kg / 34.0cwt	1886kg / 37.1cwt	160kg / 3.1cwt	160kg / 3.1cwt	0.0kg / 0.0cwt	185/60 R15 88 H	THREE
<b>Grande 650 L</b>	1726kg / 34.0cwt	1886kg / 37.1cwt	160kg / 3.1cwt	160kg / 3.1cwt	0.0kg / 0.0cwt	185/60 R15 88 H	THREE
<b>Elegance</b>							
<b>Grande 835</b>	1922kg / 37.8cwt	2123kg / 41.8cwt	201kg / 4.0cwt	160kg / 3.1cwt	41kg / 0.8 cwt	215/45 R17 91	THREE
<b>Grande 845</b>	1901kg / 37.4cwt	2102kg / 41.4cwt	201kg / 4.0cwt	160kg / 3.1cwt	41kg / 0.8cwt	215/45 R17 91	THREE
<b>Grande 850</b>	1908kg / 37.6cwt	2109kg / 41.5cwt	201kg / 4.0cwt	160kg / 3.1cwt	41kg / 0.8cwt	215/45 R17 91	THREE
<b>Grande 860</b>	1854kg / 36.5cwt	2055kg / 40.5cwt	201kg / 4.0cwt	160kg / 3.1cwt	41kg / 0.8cwt	215/45 R17 91	THREE

Customers should verify the actual dimensions of their touring caravan before committing to anything that could be impacted by these dimensions.

**Please note:** Any dealer fit options will reduce the overall payload available to the user of the caravan. If you require additional payload it is possible to upgrade the MTPLM to the upper limit. Please contact your caravan dealer for more information.

**LED road lights:** Certain vehicles may require a secondary fuse box when towing models fitted with LED road lighting.

<sup>^</sup>The awning rail fitted to the side of the Basecamp is suited best for Vango awnings. Although other awnings may be fitted. Please check with your dealership.

## Bed sizes at a glance

	Front Double	Front Single (Nearside)	Front Single (Offside)	Rear Double	Side Single (Nearside)	Side Double (Offside)	Side Bunk (Nearside)	Side Fixed Lower Bunk	Side Fixed Upper Bunk
<b>Basecamp</b>									
<b>Basecamp 2</b>	6'6" x 6'0"	6'0" x 2'3"	6'0" x 2'3"						
<b>Sprite</b>									
<b>Alpine 4</b>	6'7" x 4'2"			6'2" x 4'4"					
<b>Alpine 4 DB</b>	6'7" x 4'2"				5'11" x 2'1"		5'8" x 1'11"		
<b>Major 4 EB</b>	6'7" x 3'10"			6'3" x 4'5"					
<b>Major 4 SB</b>	6'7" x 3'10"			5'11" x 4'5"					
<b>Challenger</b>									
<b>390</b>	6'0" x 4'6"	5'11" x 2'1"	5'11" x 2'1"						
<b>480</b>	6'6" x 4'6"	6'3" x 2'3"	5'11" x 2'3"						
<b>500</b>	6'6" x 4'2"			6'4" x 4'4"					
<b>560</b>	6'6" x 3'10"	5'3" x 2'3"	5'3" x 2'3"	6'2" x 4'8"					
<b>580</b>	6'6" x 3'10"	5'3" x 2'3"	5'3" x 2'3"	6'2" x 4'8"					
<b>590</b>	6'6" x 4'6"	5'11" x 2'3"	6'3" x 2'3"		5'11" x 2'2"		5'9" x 1'11"	6'0" x 1'10"	6'0" x 1'10"
<b>Grande 580</b>	7'4" x 5'4"	5'4" x 2'5"	5'4" x 2'5"	6'1" x 4'8"					
<b>Grande 630</b>	7'5" x 4'3"			6'3" x 4'6"		6'3" x 4'8"			
<b>Grande 640</b>	7'4" x 4'6"	5'11" x 2'5"	5'11" x 2'5"	6'5" x 4'6"		6'3" x 4'8"			
<b>Grande 650</b>	7'4" x 3'11"	5'4" x 2'5"	5'11" x 2'5"	6'3" x 4'8"					
<b>Conqueror</b>									
<b>480</b>	6'6" x 5'0"	6'5" x 2'2"	6'1" x 2'2"						
<b>580</b>	6'6" x 3'9"			6'3" x 4'8"					
<b>645</b>	6'6" x 3'9"			6'3" x 4'8"					
<b>Grande 560 L</b>	6'4" x 4'0"			6'3" x 4'8"					
<b>Grande 580</b>	7'2" x 4'2"			6'3" x 4'8"					
<b>Grande 645</b>	7'2" x 4'2"			6'3" x 4'8"					
<b>Grande 650 L</b>	6'4" x 4'0"			6'3" x 4'8"					
<b>Elegance</b>									
<b>Grande 835</b>	7'3" x 4'3"			6'3" x 4'8"					
<b>Grande 845</b>	7'3" x 4'3"			6'3" x 4'8"					
<b>Grande 850</b>	6'4" x 4'0"			6'3" x 4'9"					
<b>Grande 860</b>	6'4" x 4'0"			6'3" x 4'9"					



## More control with Swift Command

Available on our Basecamp and Elegance Grande ranges, Swift Command puts you in control of your onboard systems via a touchscreen panel and smartphone app. Use Bluetooth when nearby or your internet connection remotely to monitor power, temperature, humidity, and your vehicle's location. You can even control the heating for a warm welcome on colder days. The app also lets you set alerts for key functions like battery levels, frost warnings, and alarm status.

Head to the Apple or Android store and search for 'Swift Command'.



For more peace of mind, enhance your vehicle's security with the Thatcham Category S7-approved Swift Command Tracker by Sargent. Monitored 24/7 with European coverage and direct police liaison, the system is ready to use - just activate it by purchasing a subscription at [www.swiftcommand.co.uk](http://www.swiftcommand.co.uk) or by calling Sargent on 01482 881655.



### Power

Track your energy use and manage your batteries for efficient use of your all important power services.



### Lighting

Create just the right ambience onboard with easily adjustable lighting settings.



### Location and remote features

Remotely connect to your leisure vehicle to check its location and system status. You can also control and monitor onboard services while away from your vehicle.



### Water

Keep an eye on your precious water levels so you know in good time when to top-up.



### Heating

Activate whilst out exploring and enjoy the warmth when you get back.



### Fridge

Track your energy use and manage your batteries for efficient use of your all important power services.



## Heating and hot water in one: Combi heaters

Available on our Sprite and Challenger range, The Combi heaters from Truma combine two functions in one appliance: they heat the vehicle as well as simultaneously heat the water in the integrated stainless steel container. This saves space and weight in your vehicle. The practical part: In summer mode, if the heater is not required, it is possible to heat up the water independently of the heater.



Scan to learn more



## Enjoy the freedom with Whale

The Basecamp 2 features Whale's high-quality low voltage pump, heating, and water systems, making outdoor living easy and comfortable. Whale's Rapid Heat range keeps hot water ready for longer, while the lightweight and compact Heat Air space heater delivers fast, even warmth with quiet operation

All of this is easy to manage and control using the simple Duo Control Classic control panel.




Scan to learn more



## A world-class heating system

Available on our Conqueror and Elegance ranges, the Alde heating system delivers quiet, even warmth through hydronic self-convection, eliminating cold spots and ensuring all-season comfort.

Built in Sweden and tested to -35°C, it's compact, low-maintenance and runs on LPG, electricity or both - ideal for off-grid or campsite use. Premium features like underfloor heating, towel rails, and hot water boosters add luxury, while the intelligent control system optimises energy use and temperature. With a discreet design, Alde makes your caravan feel like home - wherever you are.



Scan to learn more



**SWIFT**  
*My Swift Life*

## Get personal with **My Swift Life**

My Swift Life is now available to all Swift caravan, motorhome and campervan owners\* providing owners with a unique personal profile, where you can access information that's specific to your caravan or motorhome, including; outstanding warranty claims, service information and a direct link into our Swift Customer Experience Team.

Log in to My Swift Life and report minor faults directly to Swift, enabling us to work together and allowing us to respond more quickly to your needs.

Our platform hosts a variety of information, including product notifications, customer bulletins, product recalls and upgrades, as well as important notifications about our products and services.

Using My Swift Life, you can also view chargeable orders that have been placed on your behalf, by your Swift dealer or servicing provider, along with any outstanding warranty claims from the date of ownership.

What's more, you'll have access to useful tips and our comprehensive "How To" video library, designed to help you familiarise yourself with your Swift caravan or motorhome.

\* Available to UK registered customers only.

### Join My Swift Life for all this and more

- Access to useful "How To" video guides
- Access to personalised information 24/7
- Ability to report minor faults directly to our Customer Experience Team
- Authorised claims passed directly to dealer to speed up the warranty process
- Product upgrades notifications
- Live messaging direct into Swift's Customer Experience Team
- Upload service history records
- Useful bulletins and alerts



### Find out more

Scan this QR code to see what My Swift Life has to offer



## Join the club! **Swift Owners' Clubs**

### Ready to make the most of your Swift lifestyle?

Whether you're a seasoned adventurer or just starting your journey, joining a Swift-affiliated Owners Club opens the door to a world of community, connection, and shared experiences.



Scan to learn more or visit [swiftgroup.co.uk/owners/owners-clubs/](https://www.swiftgroup.co.uk/owners/owners-clubs/)

### Why Join a Swift Owners Club?

- ✓ **Meet like-minded explorers**  
Connect with fellow Swift Owners who share your passion for life on the road.
- ✓ **Enjoy events & rallies**  
From weekend rallies to full-on festivals, enjoy exclusive club gatherings across the UK and beyond.
- ✓ **Swap tips & travel stories**  
Learn from others, share your knowledge, and pick up clever hacks and maintenance tips.
- ✓ **Exclusive member perks**  
Clubs often offer deals, discounts, newsletters, and access to a wealth of support and advice.
- ✓ **Feel part of something bigger**  
Our clubs are about more than just Swift leisure vehicles – they're about belonging.